



ISO 9001 ISO 14001 SA 8000
ISO 45001 OHSAS 18001



M10 TOPCON MONO

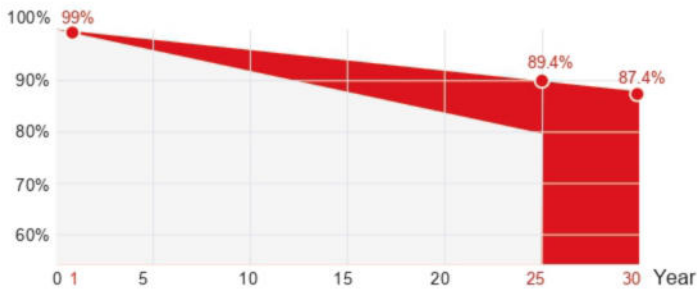
PL xxx-N108M10

410~440W


- Black frame
- Silver frame

15 Yr quality guarantee | 30 Yr power warranty

■ Powerlinx TOPCon module (Additional value from 30-year warranty)
■ Common module



*SUNPRO Standard tiered warranty



WARRANTY & GUARANTEE

Linear output power guarantee
25 years: 89.4% power output
30 years: 87.4% power output



WITHSTAND STRONG

Snow load 5400Pa
Wind load 2400Pa



PID RESISTANCE

Power positive tolerance 0~+3%.
The attenuation probability of PID phenomenon is minimized through battery production technology optimization and material control



R&D AND PRODUCTION

Advanced production line. The leading solar cell cutting process and multi busbar design with SUNPRO Technology



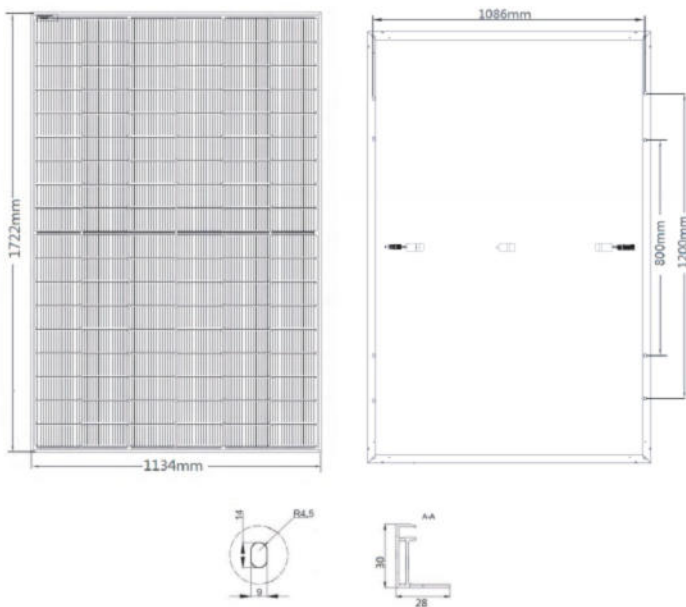
HIGH EFFICIENCY

N-type, Components have better reliability and lower LID/LETID attenuation. Efficiency can reach 22.53%. Excellent low light performance. Higher power output under the conditions of haze, overcast, etc.

Electrical parameters at standard test conditions (STC:AM=1.5, 1000W/m² .Cells Temperature25°C)

Typical type	410W	415W	420W	425W	430W	435W	440W
Max power(Pmax)	410	415	420	425	430	435	440
Max power voltage(Vmp)	31.25	31.37	31.49	31.64	31.79	31.94	32.09
Max power current(Imp)	13.12	13.23	13.34	13.44	13.53	13.62	13.72
Open circuit voltage(Voc)	37.94	38.04	38.13	38.24	38.34	38.43	38.53
Short circuit current(Isc)	13.85	13.96	14.07	14.16	14.25	14.34	14.43
Module Efficiency(%)	21.00	21.25	21.51	21.76	22.02	22.28	22.53
Max system voltage	DC 1500V (TOV)						
Maximum Series Fuse Rating	25A						

DIMENSIONS AND STRUCTURE



Electrical parameters at NMOT test conditions (Irradiance 800W/m², Ambient Temperature 20°C, AM 1.5, Wind Speed 1m/s)

Typical type	410W	415W	420W	425W	430W	435W	440W
Max power(Pmax)	308	312	316	320	324	325	329
Max power voltage(Vmp)	29.4	29.5	29.6	29.7	29.9	29.80	29.90
Max power current(Imp)	10.49	10.58	10.67	10.75	10.84	10.91	11.00
Open circuit voltage(Voc)	35.7	35.8	35.9	36	36.1	36.00	36.10
Short circuit current(Isc)	11.16	11.25	11.34	11.41	11.48	11.56	11.63

Mechanical Data

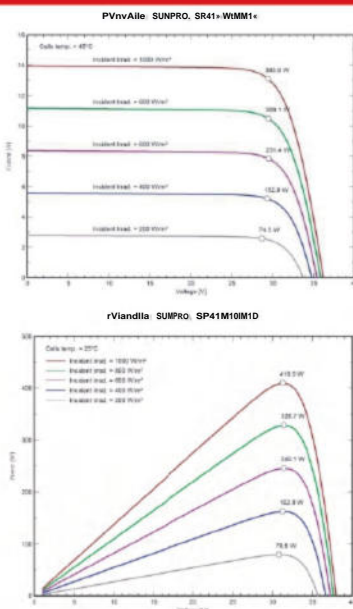
Dimensions	1722x1134x30mm
Weight	21.5kg
Glass	3.2mm ultra clear embossed tempered coated glass
Output cables	4mm ² , symmetrical lengths 1100mm
Connectors	MC4 compatible IP68
Cell type	N type Mono-Crystalline , 182x91mm
Number of cells	108cells (Half-Cell)

Temperature Characteristics

Packing Configuration

Temp.Coeff.of Isc(TK Isc)	0.046%/ °C	Container	40'HQ
Temp.Coeff.of Voc(TK Voc)	-0.25%/°C	Pieces per pallet	72
Temp.Coeff.of Pmax(TK Pmax)	-0.30%/°C	Pallets per container	13
Operating temperature	-40—+85°C	Pieces per container	936
Normal operating cell temperature	45±2°C		

I-V CHARACTERISTICS AT DIFFERENT IRRADIATION



Tests, Certifications and Warranties

Standard tests	IEC 61215, IEC 61730
System certs	ISO 9001, ISO14001, ISO45001
Certifications	TÜV, CE, CEC, WEEE
Extreme wind and snow loads testing	Withstand extreme wind(2400 Pascal) and snow loads(5400 Pascal)
Power tolerance	0~+3%
Junction box	IP 68
Warranties	15 years product warranty and 30 years 87.4% of power